

PRIVATE SECTOR CONSTRUCTION STATISTICS

1st QUARTER / 2007

No. 1

I. BUILDINGS STARTED

In the first quarter of 2007, construction of 27 buildings was started, with 3,020 units and 840,526 m² in gross floor area, up 120.1% and 193.4% respectively over the first quarter of 2006, or up 3.3% and 80.9% respectively in comparison with the fourth quarter of 2006. A sum of 3,556 parking spaces for cars and 578 parking spaces for motorcycles were provided.

Graph 1. Buildings started, by quarter

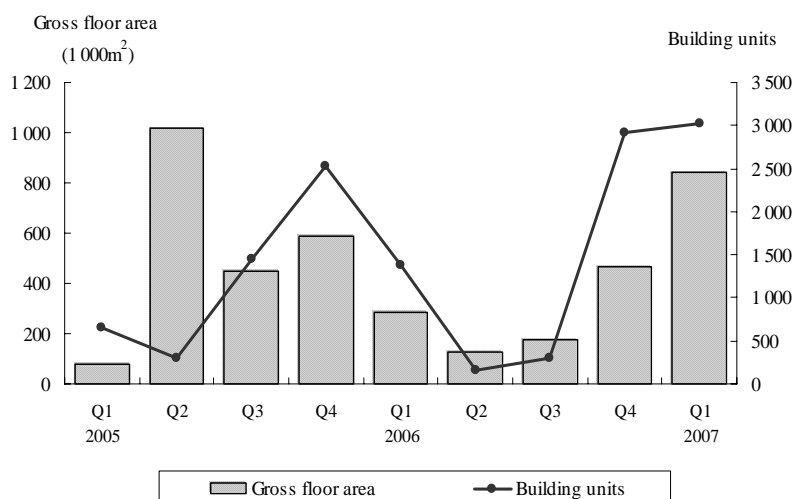


Table 1. Buildings started in the private construction sector

End-use	2006 Q1	2007 Q1	Variation (%)	
			<u>2007 Q1</u> 2006 Q4	<u>2007 Q1</u> 2006 Q1
Number of buildings - total	19	27	8.0	42.1
Residential, dual residential and commercial	12	19	-5.0	58.3
Commercial	1	-	-100.0	-100.0
Offices	-	1
Industrial	-	4
Others	6	3	-25.0	-50.0
Gross floor area (m²) - total	286 464	840 526	80.9	193.4
Residential	165 768	429 938	26.1	159.4
Commercial	13 550	18 996	23.9	40.2
Offices	205	38 456	..	18 631.6
Industrial	-	32 403
Others	106 940	320 733	195.6	199.9
Number of units - total	1 372	3 020	3.3	120.1
Residential	1 311	2 743	-3.2	109.2
Commercial	53	85	16.4	60.4
Offices	-	178
Industrial	-	3
Others	8	11	-35.3	37.5
Parking spaces - total				
Parking spaces for cars	1 778	3 556	54.7	100.0
Parking spaces for motorcycles	355	578	38.9	62.8

Official Statistics. Reproduction of these data is allowed provided the source is quoted.

Statistics and Census Service

17th floor, "Dynasty Plaza" Bldg., 411- 417 Alameda Dr. Carlos d'Assumpção, Macao Tel : 3995311 Fax : 28307825

Printed in May 2007

E-mail: info@dsec.gov.mo

Homepage: <http://www.dsec.gov.mo>

II. BUILDINGS COMPLETED & EXTENDED

Graph 2. Buildings completed and extended, by quarter

In the first quarter of 2007, a total of 30 buildings were completed and extended, involving 489 units and 166,603 m² in gross floor area, up 38.1% and down 7.8% respectively over the first quarter of 2006, or up 3 times and down 21.9% respectively in comparison with the fourth quarter of 2006. A sum of 493 parking spaces for cars and 45 parking spaces for motorcycles were provided.

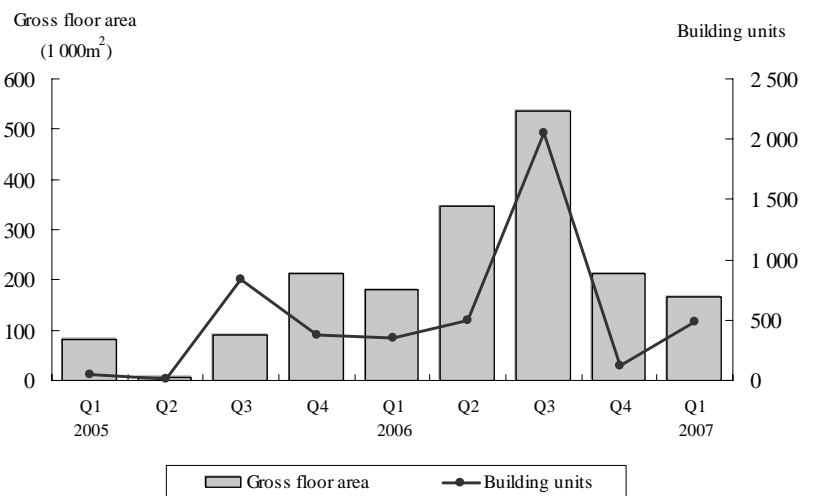
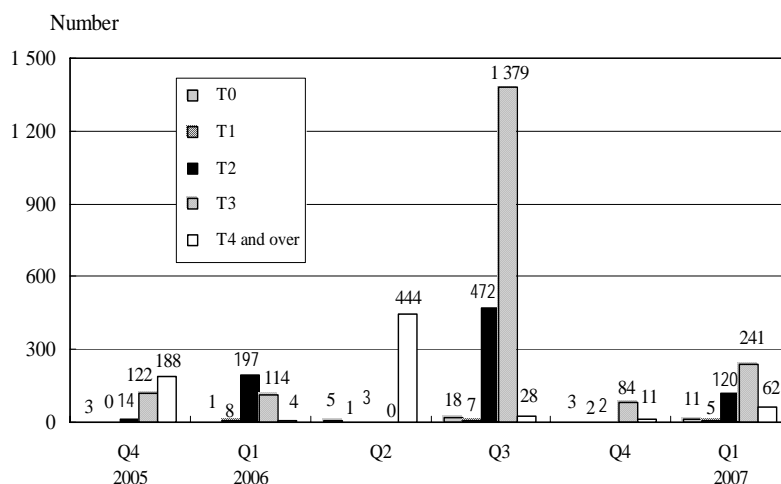


Table 2. Buildings completed and extended in the private construction sector

End-use	2006 Q1	2007 Q1	Variation (%)	
			<u>2007 Q1</u> 2006 Q4	<u>2007 Q1</u> 2006 Q1
Number of buildings - total	12	30	15.4	150.0
Residential, dual residential and commercial	7	11	-21.4	57.1
Commercial	1	11	1 000.0	1 000.0
Offices	1	-	..	-100.0
Industrial	-	1
Others	3	7	-36.4	133.3
Gross floor area (m²) - total	180 633	166 603	-21.9	-7.8
Residential	37 580	64 122	165.2	70.6
Commercial	8 213	4 376	-70.0	-46.7
Offices	387	-	-100.0	-100.0
Industrial	-	34
Others	134 452	98 071	-43.8	-27.1
Number of units - total	354	489	300.8	38.1
Residential	324	439	330.4	35.5
Commercial	25	37	311.1	48.0
Offices	1	-	-100.0	-100.0
Industrial	-	1
Others	4	12	20.0	200.0
Parking spaces - total				
Parking spaces for cars	596	493	1.2	-17.3
Parking spaces for motorcycles	210	45	-57.9	-78.6

Graph 3. Housing units completed, by type

In addition, 11 residential buildings were completed and extended, supplying 439 units, which went up 35.5% year-on-year, or up 3.3 times over the preceding quarter. The housing units were mainly T3 (241 units), accounting for 54.9% of the total, followed by T2 (120 units).

**Table 3. Housing units completed by type**

Type	2006 Q1	2007 Q1	Variation (%)	
			<u>2007 Q1</u> 2006 Q4	<u>2007 Q1</u> 2006 Q1
Total	324	439	330.4	35.5
T0	1	11	266.7	1 000.0
T1	8	5	150.0	-37.5
T2	197	120	5 900.0	-39.1
T3	114	241	186.9	111.4
T4 and over	4	62	463.6	1 450.0
Macao Peninsula - total	38	239	1 493.3	528.9
T0	1	11	266.7	1 000.0
T1	8	-	-100.0	-100.0
T2	23	101	4 950.0	339.1
T3	2	126	4 100.0	6 200.0
T4 and over	4	1	-80.0	-75.0

Note: T0: Housing unit without any division, containing a kitchen and a toilet.

T1 to T4 and over: Housing units containing a kitchen, one or more toilets, a living room, and 1 to 4 or more bedrooms.

.. Not applicable

- Absolute value equals zero

The following tables are available in Monthly Bulletin of Statistics published by the Statistics and Census Service

Table 40 - Buildings completed and extended – private sector

Table 41 - Units and area of buildings completed and extended – private sector

Table 42 - Buildings started – private sector

Table 43 - Units and area of buildings started – private sector

Table 44 - Units and gross floor area of buildings completed and extended – private sector

Table 45 - Units and gross floor area of buildings started – private sector

Data source : Lands, Public Works and Transport Bureau

Further statistical information can be obtained from the Documentation and Information Centre of the Statistics and Census Service:

17th floor, "Dynasty Plaza" Bldg.,
411-417 Alameda Dr. Carlos d'Assumpção,
Macao
Tel. : 3995311
Fax : 28307825
E-mail: info@dsec.gov.mo
Homepage: <http://www.dsec.gov.mo>